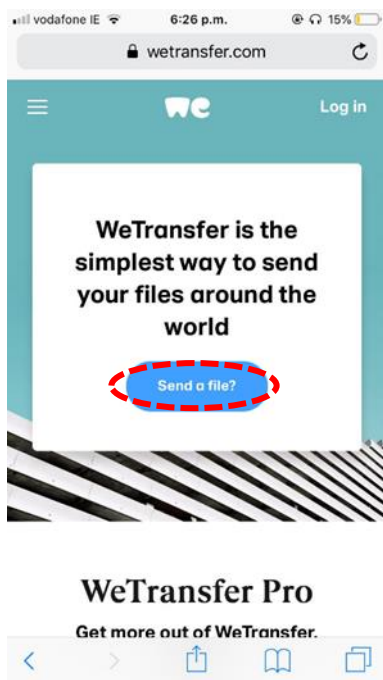


WeTransfer How To

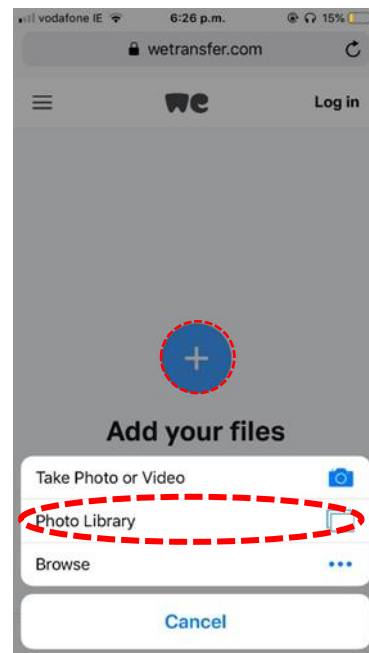
Before beginning this process, the video you wish to send needs to be saved to the device i.e. phone/tablet/laptop you are using.

Step 1: Type www.wetransfer.com into your internet browser'
(You do not need an account to use wetransfer)

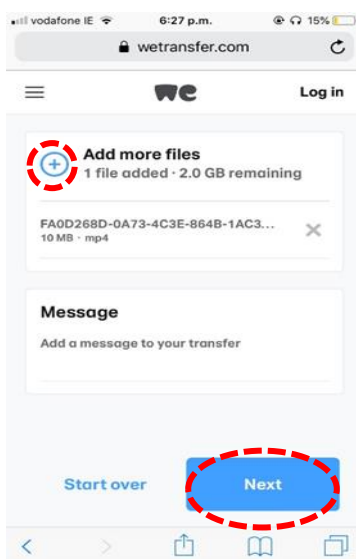
Step 2: Click on 'Send A File?'



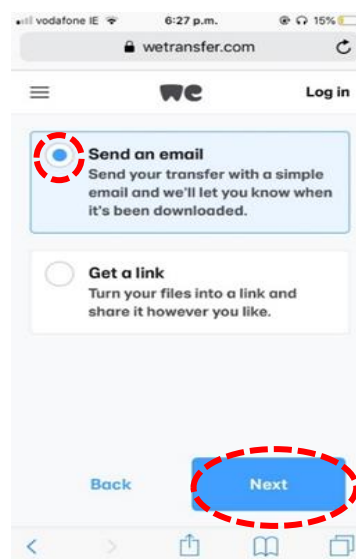
Step 3: Click on the plus sign, then photo library to retrieve your video.



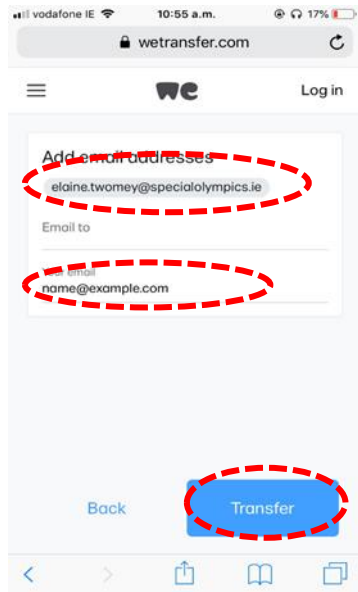
Step 4: Click the plus sign to add additional videos. Then click 'Next'.



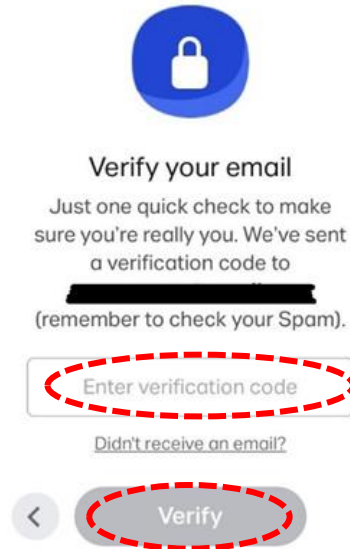
Step 5: Select 'Send an email' and click 'Next'.



Step 6: Enter the email address you are sending the video's to, your own email and click 'Transfer'.



Step 7: Enter the verification code sent to your email and click 'Verify'.



Step 8: your videos will be transferred at 100%.

